


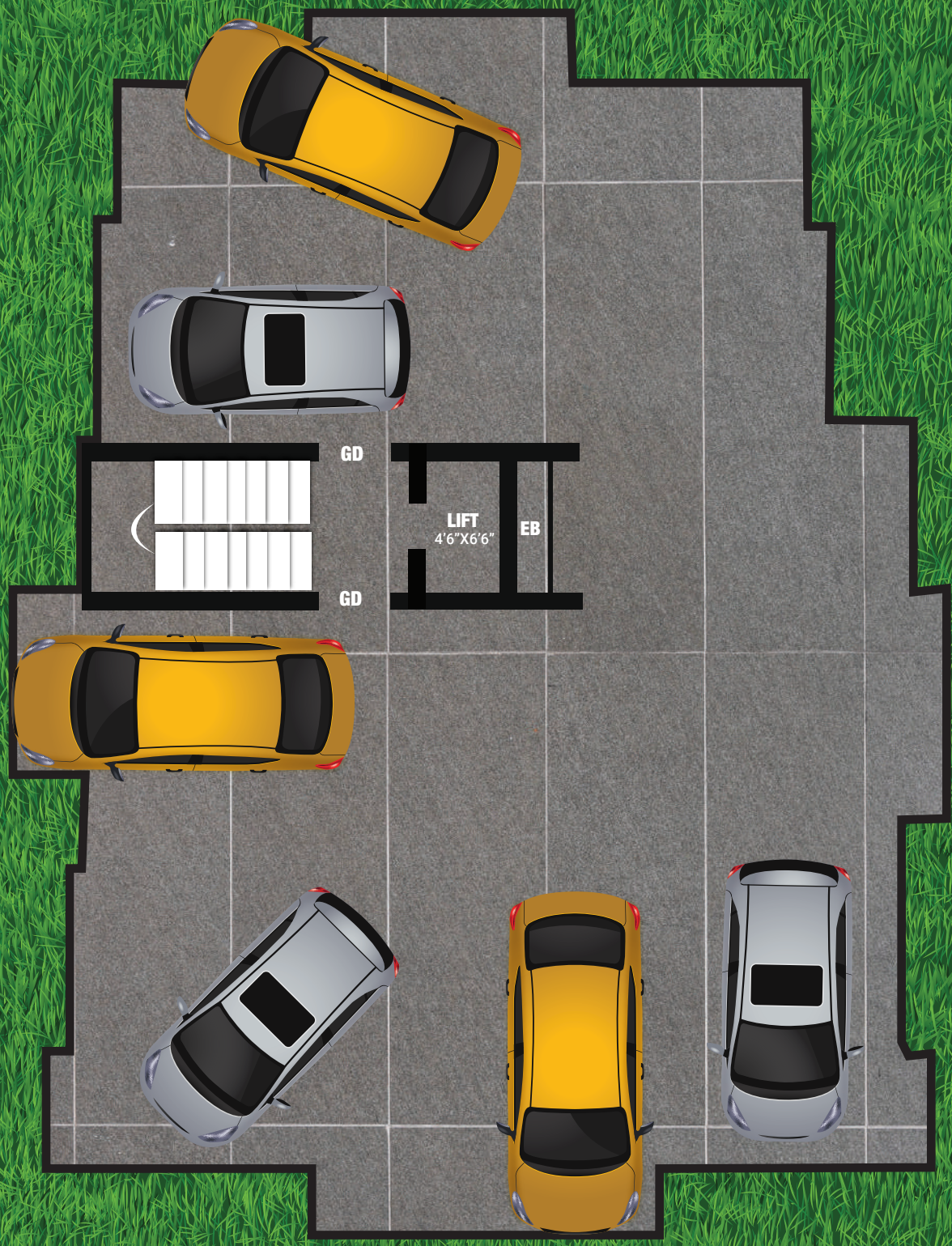
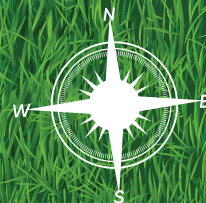


NEXA'S ASTRIS

No.158-A, 6th street, T.N.H.B Colony, Korattur, Ch - 80.

 **96001 46922 | 98401 44022 | 87544 15020**

#W-736/1, 1st Floor, East Main Road, Anna Nagar West Exten., Chennai-600101.





ONGOING PROJECTS



HIVE

Plot No: 3 - ABC, Jeshwanth Nagar
5th Mainroad A.N.A. Annamalai Ave, Ch-37.
Flats starting from 1700-1920 sq.ft



Shallow

Plot No: 15, Bhavani Nagar,
Kolathur, Ch - 99.
Flats starting from 981 - 1441 sq.ft



Apsara

No. 208 periyar Nagar 9th street TNHB,
Korattur, Ch - 80.
Flats starting from 735 - 1310 sq.ft



Baba Nagar

Plot no: 352, 13th street Babanagar,
Villivakkam, Ch - 49.
Flats starting from 901 - 1802 sq.ft



Sunshine

Plot No.31, 2nd street, Cauvery Nagar,
Saidapet, Ch - 15.
Flats starting from 865 - 950 sq.ft



VEENA

Bakthi Vedanta, 1st Ave, Rayala Nagar,
Chidambaram Nagar, Ramapuram, Ch - 89.
Flats starting from 900 - 1180 sq.ft

PROJECT SPECIFICATION:

FOUNDATION & STRUCTURE

- RCC column, beam, and slab frame structure, Stilt + 3 floors.
- 9" thick outer walls & 4.5" thick internal walls with Wirecut Red Brick masonry filler and cement plastering.

FLOOR FINISHES

- Living, dining, and kitchen with SOMANY/KAJARIA vitrified flooring (2x2).
- Balconies, utilitarian vitrified tiles with a matte finish, and non-skid tiles.
- Bathroom - The ceiling will be coated with two coat of emulsion and premium glazed ceramic tiles up to a ceiling height of 300 x 450 mm and Anti-Skid tiles for the floor.

WALL COMPONENTS & PAINTING

- Outdoor Ace emulsion paints from Asian Paints.
- Internal Walls - Two coatings of putty were applied to the walls One coat of primer and Two coats of emulsion.

BATHROOM

- White glazed vitreous from Parryware makes EWC/IWC washbasin C.P fitting and other suitable fixtures from metro / Parryware / Carry on fittings.
- Health Faucet shall be provided in all toilets.
- Provision for exhaust fan & geyser.

DOORS & WINDOWS

- Main Entrance Door - Teak wood frame with an OST 40mm thick flush door that is 7'0" in height and has a Godrej lock or an equivalent company, tower bolt, a door viewer, and a door stopper.
- Bedroom Door - Solid wood frame with a flush door of 35 mm thickness, 7'0" in height, and locks made by Godrej or an equivalent company, as well as a thumb turn and a key.
- Bathroom doors - Solid wood frame, moulded skin, and a thumb turn lock made by Godrej or a comparable company.
- Windows - French UPVC openable windows and MS grills.

POWER & ELECTRICAL

- A three-phase electrical supply connection with a switchover facility, copper wiring with the ISI brand on it, and high-quality modular switches for power and lighting.
- As specified, provide the necessary lighting, fans, and plug points will be provided for all living spaces as per the client's requirements.